

HANDI BLOCK

LIGHTWEIGHT

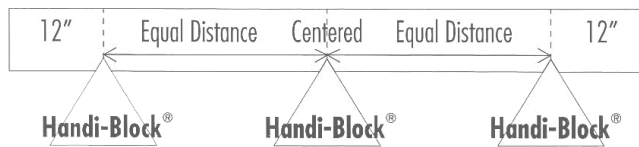
EASILY MODIFIED



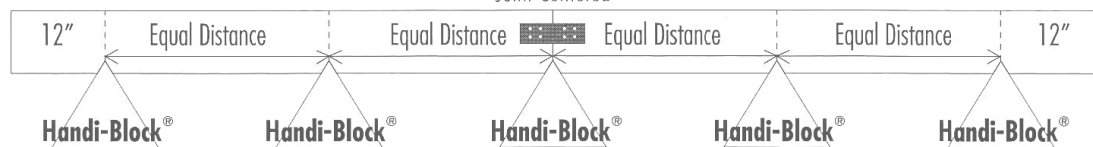
No Holes • No Concrete • Fits 2x4 Up To 6x6 Material
Load Bearing Strength Up To 1800 lbs • Quick & Easy to Install

www.NCPIindustries.com

Set-up for 8', 10' & 12' Support Boards



Set-up for Support Boards End to End

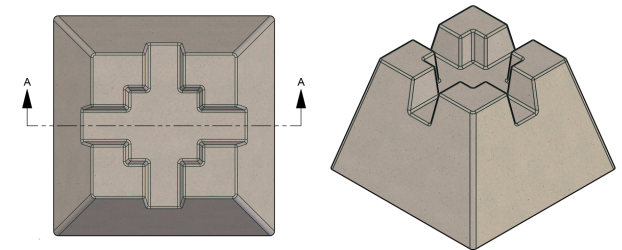
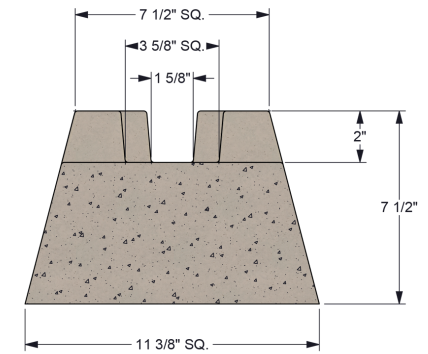


MATERIALS GUIDE

DECK SIZE	8'x8'	8'x12'	10'x10'	10'x12'	12'x12'	12'x24'	16'x16'	20'x24'
Handi-Block®	15	15	18	18	18	30	32	45
SUPPORT BOARDS								
8'- 2x6 Treated Lumber	5							
10'- 2x6 Treated Lumber			6					
12'- 2x6 Treated Lumber		5		6	6	12		18
16'- 2x6 Treated Lumber							8	
END BOARDS								
8'- 2x6 Treated Lumber	2	2						
10'- 2x6 Treated Lumber			2	2				4
12'- 2x6 Treated Lumber					2	2		
16'- 2x6 Treated Lumber							2	
SURFACE BOARDS								
8'- 2x6 Treated Lumber	18	26						
10'- 2x6 Treated Lumber			22	26				104
12'- 2x6 Treated Lumber					26	52		
16'- 2x6 Treated Lumber							35	
LEVELING POSTS								
8'- 4x4 Treated Lumber	3	3	3	4	4	6	6	11
2 1/2" Deck Screws, Lbs.	3	5	6	6	6	12	11	16
Plated Truss Connectors						12		22

HANDI-BLOCK SPACING

Maximum Spacing between blocks 5' along support boards.



This lightweight deck pier block is in many ways a more convenient version of a "precast foundation". Produced from a proprietary fiber reinforced, cement-like material that is extremely lightweight. HANDI Block is designed to support an 1800 lb load and is setup to handle a 4x4 or 6x6 post with easy modification. Other benefits include:

- Weighs only 18 lbs
- Load bearing strength up to 1,800 lbs
- Great for decks, sheds and platforms
- Easily modified with basic woodworking tools
- Simple installation & less labor intensive